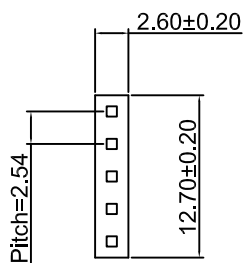


NOTES:
The PIN 3 is four signal Ground.




REVISIONS				DWN	DATE
ITEM REV	DWG REV	ECO	DESCRIPTION	AMH	6-30-14
A	1	-	INITIAL RELEASE.		

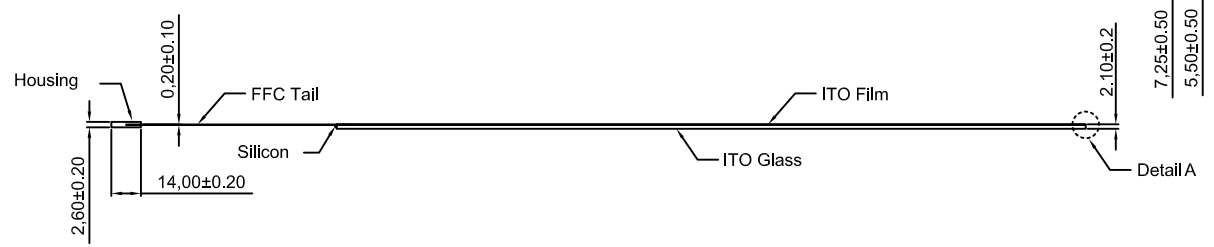
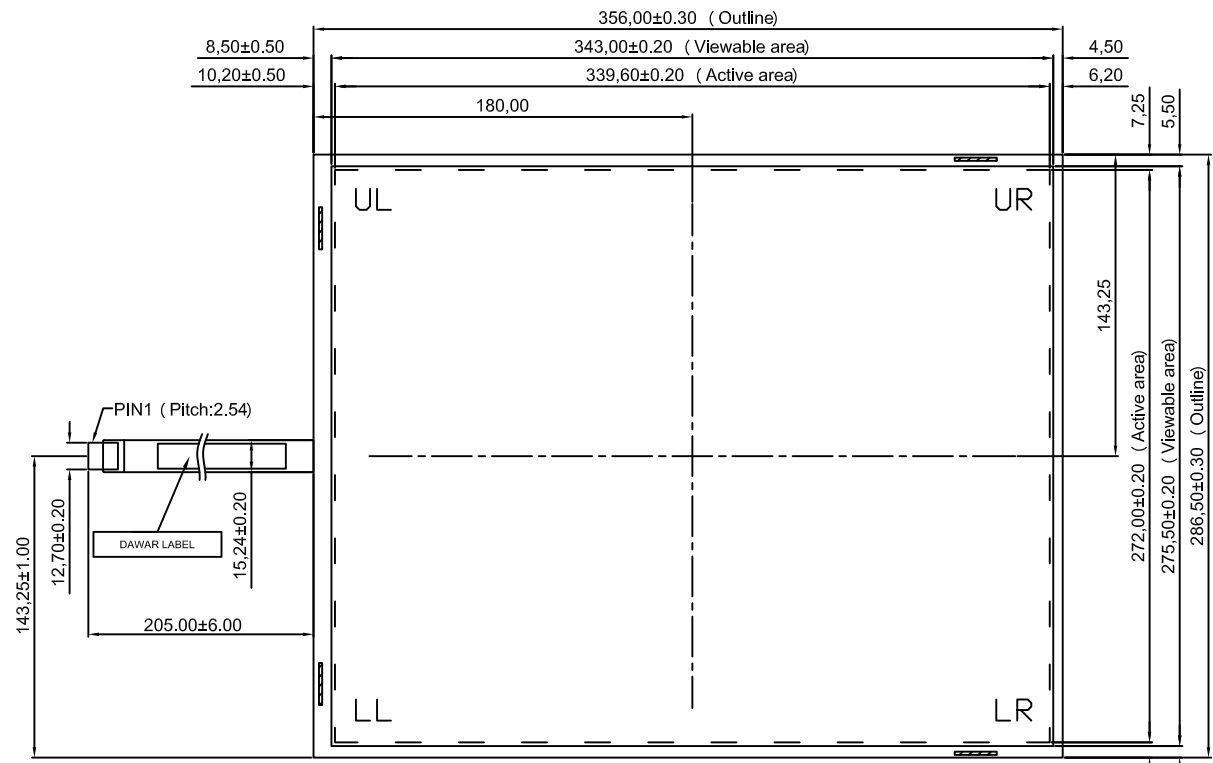
CONNECTOR PINOUT	
PIN NO	DESIGNATION
1	UR
2	LR
3	SG
4	UL
5	LL



HOUSING



DETAIL A



Controlled
ENGINEERING / GRAPHICS
Signed by: Cassandra Ostrowski
Dated: 10-13-15

DawarTouch
1016 North Lincoln Avenue, Pittsburgh, PA 15233
1-800-368-1904 - 412-322-9900 - Fax: 412-322-9958
email: sales@dawar.com - www.dawar.com
THIS CONFIDENTIAL DOCUMENT IS THE PROPERTY OF DAWAR TECHNOLOGIES, INC. AND SHALL NOT BE COPIED, REPRODUCED, DISCLOSED, AND/OR USED AS THE BASIS FOR MANUFACTURING OR SALE WITHOUT PERMISSION OF A DULY AUTHORIZED REPRESENTATIVE OF DAWAR TECHNOLOGIES, INC.

ITEM/DRAWING NO. DW01291-A		SHEET 1 OF 1		DRAWN BY TONY HOUSOS		DWG REV 1		DATE 6-30-14	
UNIT MM [INCH]	TOLERANCE ±0.30 [0.012] UNLESS SPECIFIED			DESCRIPTION 17.0" 5-WIRE RESISTIVE TOUCH SCREEN					