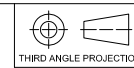


NOTES:

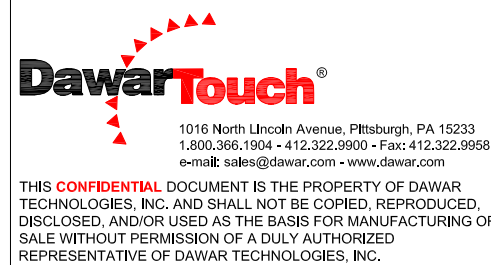
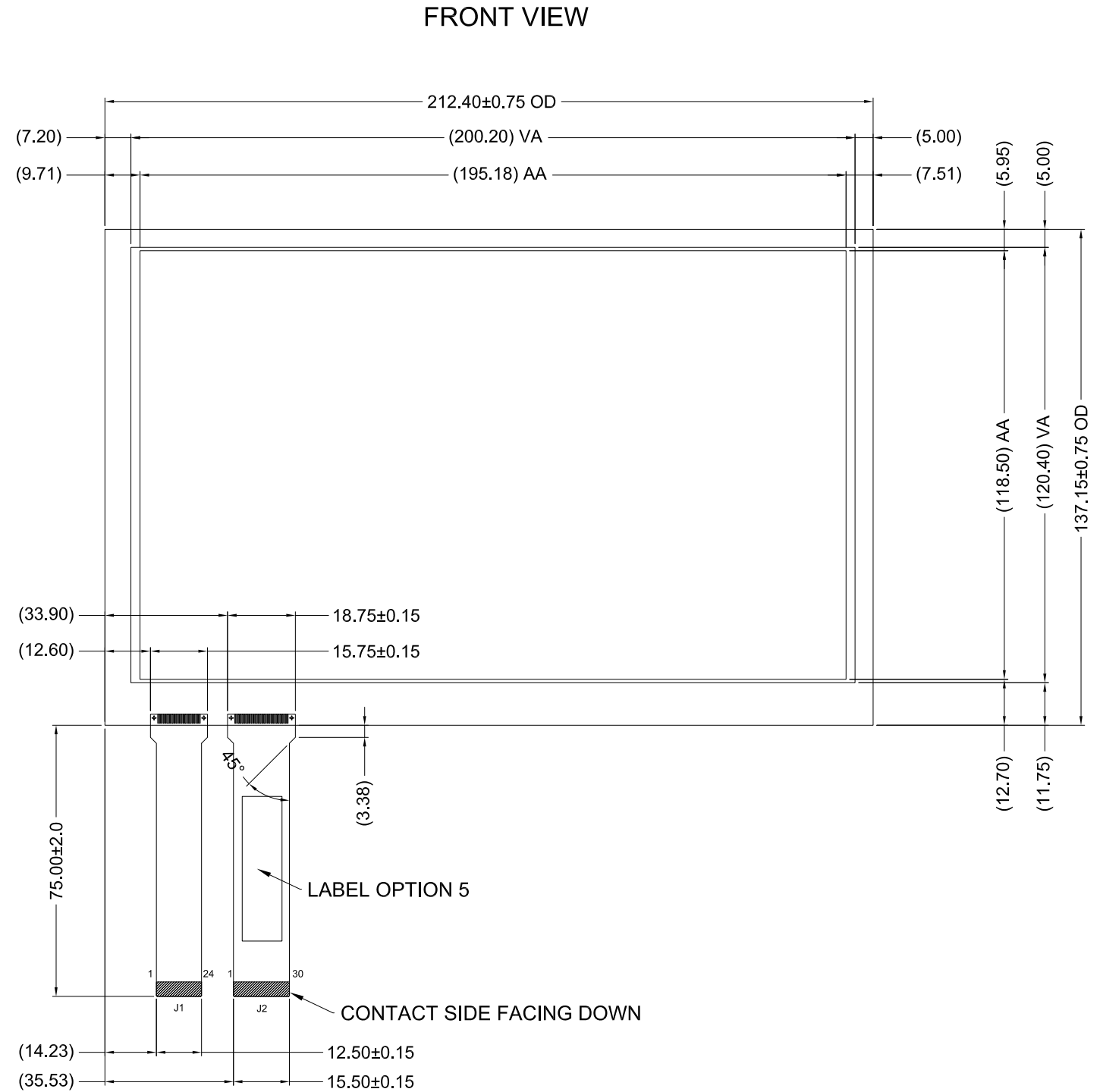
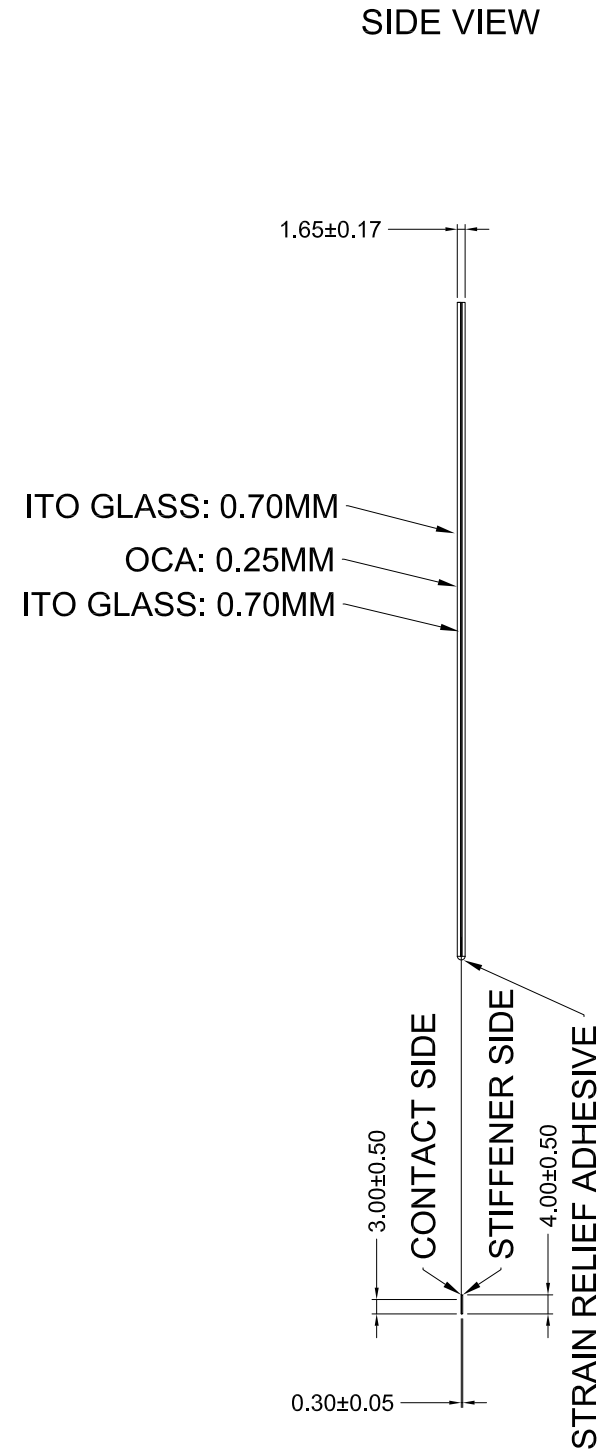
1. TAIL TYPE-FPC GOLD PLATED.
2. PART IS ROHS COMPLIANT.
3. DIMENSIONS IN PARENTHESIS ARE FOR REFERENCE ONLY.
4. SENSOR SPECIFICATION PER QAD 19-1 (CURRENT REVISION).



|          |         |      |  | REVISIONS |         |
|----------|---------|------|--|-----------|---------|
| ITEM REV | DWG REV | ECO  | DESCRIPTION                                | DWN       | DATE    |
| A        | 1       | -    | INITIAL RELEASE.                           | AMH       | 2-28-12 |
| B        | 1       | 0289 | CHANGE OCA THICKNESS FROM 0.13mm TO 0.25mm | AMH       | 5-23-12 |
| C        | 1       | 0462 | UPDATED TO CURRENT STANDARDS               | WPD       | 11-4-13 |

| J1  |          |
|-----|----------|
| PIN | FUNCTION |
| 1   | NC       |
| 2   | SHIELD   |
| 3   | Y1       |
| 4   | Y2       |
| 5   | Y3       |
| 6   | Y4       |
| 7   | Y5       |
| 8   | Y6       |
| 9   | Y7       |
| 10  | Y8       |
| 11  | Y9       |
| 12  | Y10      |
| 13  | Y11      |
| 14  | Y12      |
| 15  | Y13      |
| 16  | Y14      |
| 17  | Y15      |
| 18  | Y16      |
| 19  | Y17      |
| 20  | SHIELD   |
| 21  | NC       |
| 22  | NC       |
| 23  | NC       |
| 24  | NC       |

| J2  |          |
|-----|----------|
| PIN | FUNCTION |
| 1   | SHIELD   |
| 2   | X1       |
| 3   | X2       |
| 4   | X3       |
| 5   | X4       |
| 6   | X5       |
| 7   | X6       |
| 8   | X7       |
| 9   | X8       |
| 10  | X9       |
| 11  | X10      |
| 12  | X11      |
| 13  | X12      |
| 14  | X13      |
| 15  | X14      |
| 16  | X15      |
| 17  | X16      |
| 18  | X17      |
| 19  | X18      |
| 20  | X19      |
| 21  | X20      |
| 22  | X21      |
| 23  | X22      |
| 24  | X23      |
| 25  | X24      |
| 26  | X25      |
| 27  | X26      |
| 28  | X27      |
| 29  | X28      |
| 30  | SHIELD   |



|   |   |                                      |                          |                 |                     |
|---|---|--------------------------------------|--------------------------|-----------------|---------------------|
| DAWAR PART NO.<br><b>PCAP_9.0W-00001</b>  |   | ITEM/DRAWING NO.<br><b>DW00006-C</b> |                          |                 | DWG REV<br><b>1</b> |
| UNIT<br>MM [INCH]   | TOLERANCE<br>±0.25 [0.010] UNLESS SPECIFIED | SHEET<br>1 OF 1                      | DRAWN BY<br>BILL DORFNER | DATE<br>11-4-13 |                     |
| DESCRIPTION<br><b>9.0"W PROJECTED CAPACITIVE TOUCHSCREEN (STANDARD PRODUCT)</b> |   |                                      |                          |                 |                     |