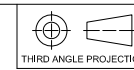


**NOTES:**

1. TAIL TYPE-FPC GOLD PLATED.
2. PART IS ROHS COMPLIANT.
3. DIMENSIONS IN PARENTHESIS ARE FOR REFERENCE ONLY.
4. SENSOR SPECIFICATION PER QAD 19-1 (CURRENT REVISION).

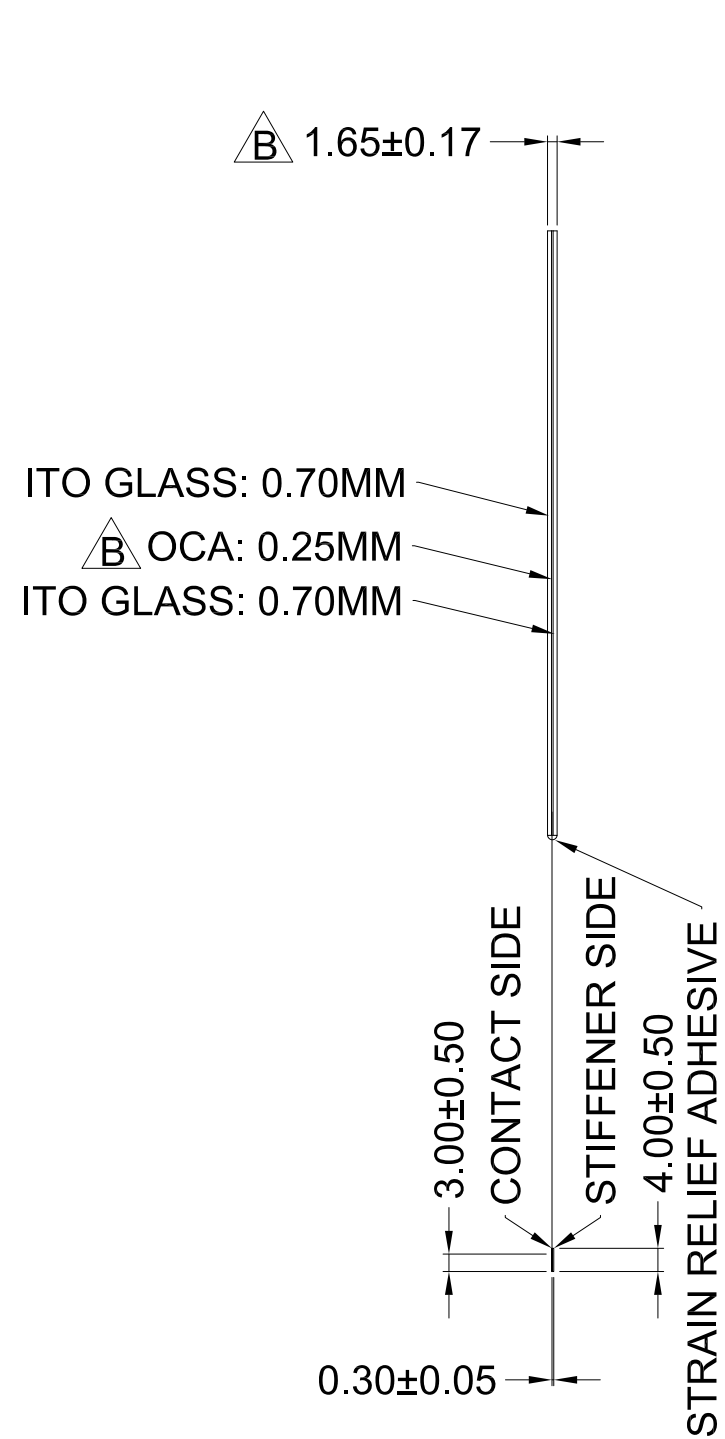


REVISIONS				DWN	DATE
ITEM REV	DWG REV	ECO	DESCRIPTION		
A	1	-	INITIAL RELEASE.	JL	2-10-12
B	1	0289	CHANGED OCA THICKNESS FROM 0.13mm TO 0.25mm	JL	5-22-12

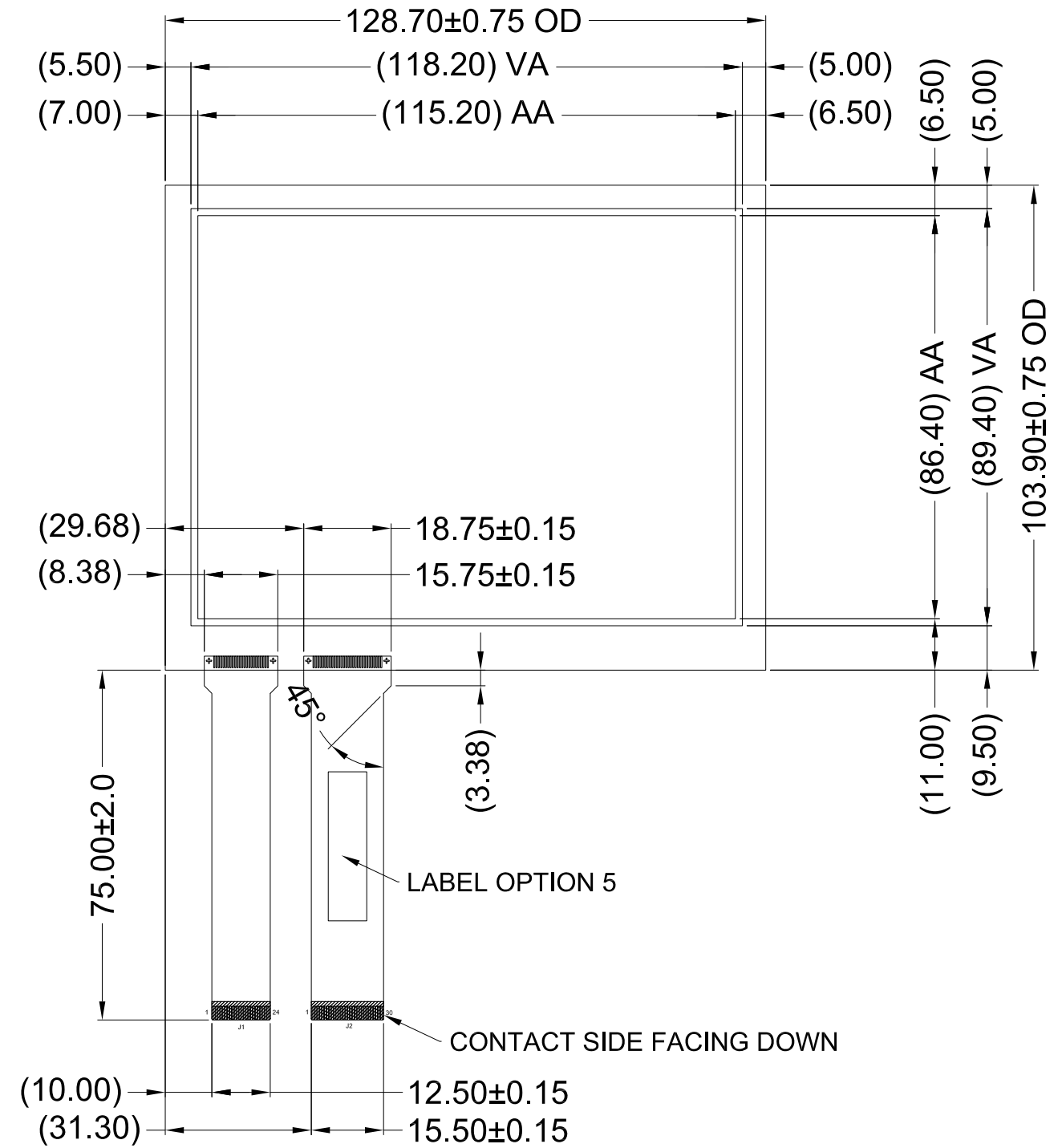
J1	
PIN	FUNCTION
1	NC
2	SHIELD
3	Y1
4	Y2
5	Y3
6	Y4
7	Y5
8	Y6
9	Y7
10	Y8
11	Y9
12	Y10
13	Y11
14	Y12
15	SHIELD
16	NC
17	NC
18	NC
19	NC
20	NC
21	NC
22	NC
23	NC
24	NC

J2	
PIN	FUNCTION
1	NC
2	NC
3	NC
4	NC
5	NC
6	NC
7	NC
8	NC
9	NC
10	NC
11	NC
12	NC
13	SHIELD
14	X1
15	X2
16	X3
17	X4
18	X5
19	X6
20	X7
21	X8
22	X9
23	X10
24	X11
25	X12
26	X13
27	X14
28	X15
29	X16
30	SHIELD

### SIDE VIEW



### FRONT VIEW



**Controlled**  
ENGINEERING / GRAPHICS  
Signed by: Cassandra Ostrowski  
Dated: 02-03-14

**DawarTouch**  
1016 North Lincoln Avenue, Pittsburgh, PA 15233  
1.800.366.1904 - 412.322.9900 - Fax: 412.322.9958  
e-mail: sales@dawar.com - www.dawar.com  
THIS CONFIDENTIAL DOCUMENT IS THE PROPERTY OF DAWAR TECHNOLOGIES, INC. AND SHALL NOT BE COPIED, REPRODUCED, DISCLOSED, AND/OR USED AS THE BASIS FOR MANUFACTURING OR SALE WITHOUT PERMISSION OF A DULY AUTHORIZED REPRESENTATIVE OF DAWAR TECHNOLOGIES, INC.

DAWAR PART NO. PCAP_05.7-00001	ITEM/DRAWING NO. DW00002-B	DWG REV 1
DESCRIPTION 5.7" PROJECTED CAPACITIVE TOUCHSCREEN (STANDARD PRODUCT)	UNIT MM [INCH]	TOLERANCE ±0.25 [0.010] UNLESS SPECIFIED
	SHEET 1 OF 1	DRAWN BY JASON LIAO
		DATE 2-10-12